


I/O MTUs - S800 I/O

ABB Ability™ System 800xA® hardware selector



S800 I/O is a comprehensive, distributed, and modular process I/O system that communicates with parent controllers over industry-standard field buses. Module Termination Units (MTUs) host S800 I/O modules and are keyed to ensure the correct module is used. Many Module Termination Units (MTUs) options are available for various S800 I/O modules to meet your project requirements.

By permitting installation in the field, close to sensors and actuators, S800 I/O reduces the installation cost by reducing the cost of cabling. And thanks to features such as “hot swap” of modules, “online” reconfiguration, and redundancy options, it contributes to keeping production – and thereby profits – up.


For updated information regarding System 800xA please visit our 800xA Hardware Selector. In the HW-selector, you can compare different communication modules, AC 800M controllers, S800 I/O modules, S900 I/O modules, Select I/O modules, module termination units, networks equipment, panels, power supplies, and voters, and also print your PDF files or save an outline of all modules in the product area.

Below is an outline of the range of different MTUs for S800 I/O modules available.



Specific feature ¹	TU805K01	TU810V1	TU811V1	TU812V1
General info				
Article number	3BSE035990R1	3BSE013230R1	3BSE013231R1	3BSE013232R1
Connection	Terminal block			25 pin D-sub
Channels	16		8	16
Voltage	50 V		250 V	50 V
Use with I/O	DI801, DO801	AI810, AI815, AI820, AI830, AI830A, AI835, AI835A, AI845, AO810, AO810V2, AO815, AO820, AO845, AO845A, DI810, DI811, DI814, DI830, DI831, DI840, DI880, DI885, DO810, DO814, DO815, DO840, DO880, DP820, DP840	DI820, DI821, DO820, and DO821	AI810, AI815, AI820, AI830, AI830A, AI835, AI835A, AI845, AO810, AO810V2, AO815, AO820, AO845, AO845A, DI810, DI811, DI814, DI830, DI831, DI840, DI880, DI885, DO810, DO814, DO840, DO880, DP820 and DP840
Process connections	2 x 2 Process power terminals 2 x 16 Process power distribution terminals	2 x 2 Process power, 5 x 2 Process power (0 V)		25 pin (male) D-Sub connector up to 16 I/O signals
Type		Compact		
Mounting		Both directions		
Mounting detail		Horizontal 55 °C (131 °F) Vertical 40 °C (104 °F)	Horizontal 55 °C (131 °F) Vertical 40 °C (104 °F)	Horizontal 55 °C (131 °F) Vertical 40 °C (104 °F)
Single/redundant I/O		Single		
Dimensions				
Width	86.1 mm	64 mm (2.52 in.) including connector, 58.5 mm (2.3 in.) edge to edge installed	64 mm (2.52 in.) including connector, 58.5 mm (2.3 in.) edge to edge installed	
Depth	40.5 mm	64 mm (2.52 in.) including terminals	64 mm (2.52 in.), including terminals	
Height	40.5 mm	170 mm (6.7 in.) including latch		170 mm (6.7 in.), including latch
Weight	0.3 kg	0.17 kg (0.37 lbs)		
Environment and certification				
RoHS compliance	EN 50581:2012			
WEEE compliance	DIRECTIVE/2012/19/EU			

¹ For detailed information on each module, please visit: 800xahardwareselector.automation.abb.com




Specific feature ¹	TU813	TU814V1	TU818	TU819
General info				
Article number	3BSE036714R1	3BSE013233R1	3BSE069209R1	3BSE068891R1
Connection	Crimp Snap-in connector		Terminal block	25 pin D-sub
Channels	8	16	32	
Voltage	250 V		50 V	
Use with I/O	DI820, DI821, DI825, DO820, DO821 and AI825	AI810, AI815, AI820, AI830, AI835A, AI835, AI845, AO810, AO810V2, AO815, AO820, AO845, AO845A, DI810, DI811, DI814, DI830, DI831, DI840, DI880, DI885, DO810, DO814, DO815, DO840, DO880, DP820 and DP840	AI810, AI815, AI835A, AI843, AI845, AI880A, DI810, DI811, DI818, DI830, DI831, DI840, DI880, DI885, DO818, DP840	DI818 and DO818
Process connections	16	30 up to 16 I/O channels 2 x 2 Process power 2 x 5 Process power (0 V)	40 pole screw terminal	Two D-sub connectors 25 pin (male) up to 32 I/O signals
Type	Compact			
Mounting	Both directions			
Mounting detail	Horizontal 55 °C (131 °F) Vertical 40 °C (104 °F)			
Single/redundant I/O	Single		Single	
Dimensions				
Width	64 mm (2.52 in.) including connector, 58.5 mm (2.3 in.) edge to edge installed			
Depth	64 mm (2.52 in.), including terminals			
Height	170 mm (6.7 in.) including latch			
Weight	0.17 kg (0.37 lbs)			
Environment and certification				
RoHS compliance	EN 50581:2012			
WEEE compliance	DIRECTIVE/2012/19/EU			

¹ For detailed information on each module, please visit: 800xahardwareselector.automation.abb.com



Specific feature ¹	TU830V1	TU831V1	TU833	TU834
General info				
Article number	3BSE013234R1	3BSE013235R1	3BSE038726R1	3BSE040364R1
Connection	Terminal block		Crimp Snap-in connector	Terminal block
Channels	16	8	16	8
Voltage	50 V	250 V	50 V	
Use with I/O	AI810, AI815, AI820, AI830, AI830A, AI835, AI835A, AI843, AI845, AO810, AO810V2, AO815, AO820, AO845, AO845A, DI810, DI811, DI814, DI818, DI830, DI831, DI840, DI880, DI885, DO810, DO814, DO815, DO818, DO840, DO880, DP820 and DP840	DI820, DI821, DO820, and DO821	AI810, AI815, AI820, AI830, AI830A, AI835, AI835A, AI843, AI845, AO810, AO810V2, AO815, AO820, AO845, AO845A, DI810, DI811, DI814, DI830, DI831, DI840, DI880, DI885, DO810, DO814, DO815, DO840, DO880, DP820 and DP840	AI880 and AI880A
Process connections	56	16 up to 8 I/O channels (2 terminals per channel)	56 up to 16 I/O channels (2 terminals per channel) 4 Process power 6.3 A 10 x 2 Process power (0 V)	40 up to 8 I/O channels (2 terminals per channel) 4 Process power 20 Process power (0 V)
Type	Extended			
Mounting	Both directions			
Mounting detail	55 °C (131 °F)			
Single/redundant I/O	Single			
Dimensions				
Width	126 mm (5 in.) including connector, 120.5 mm (4.74 in.) edge to edge installed	126 mm (5 in.) including connector, 120.5 mm (4.74 in.) edge to edge installed	126 mm (5 in.) including connector, 120.5 mm (4.74 in.) edge to edge installed	126 mm (5.0 in.) including connector, 120.5 mm (4.74 in.) edge to edge installed
Depth	64 mm (2.52 in.) including terminals			
Height	110 mm (4.3 in.)		105 mm (4.1 in.)	110 mm (4.3 in.) including locking device
Weight	0.28 kg (0.6 lbs)	0.22 kg (0.48 lbs)	0.28 kg (0.6 lbs)	
Environment and certification				
RoHS compliance	EN 50581:2012			
WEEE compliance	DIRECTIVE/2012/19/EU			

¹ For detailed information on each module, please visit: 800xhardwareselector.automation.abb.com




Specific feature ¹	TU835V1	TU836V1	TU837V1	TU838
General info				
Article number	3BSE013236R1	3BSE013237R1	3BSE013238R1	3BSE008572R1
Connection	Terminal block			
Channels	8			16
Voltage	50 V	250 V	50 V	
Use with I/O	AI810, AI815 and AI845	DO820, and DO821	AI810, AI815, AI845, DI810, DI811, DI814, DI830, DI831, DI840 and DO814	
Process connections	16 up to 8 I/O channels (2 terminals per channel) 4 Process power 4 Process power (0V)		28 up to 8 I/O channels (2 terminals per channel) 2 x 6 power common terminals	40 up to 16 I/O channels 8 fused sensor power outlets 4 Process power 12 Process power (0 V)
Type	Extended			
Mounting	Both directions			
Mounting detail	55 °C (131 °F)			
Single/redundant I/O	Single			
Dimensions				
Width	126 mm (5 in.) including connector, 120.5 mm (4.74 in.) edge to edge installed			
Depth	64 mm (2.52 in.) including terminals			
Height	110 mm (4.3 in.)			
Weight	0.26 kg (0.57 lbs)			
Environment and certification				
RoHS compliance	EN 50581:2012			
WEEE compliance	DIRECTIVE/2012/19/EU			

¹ For detailed information on each module, please visit: 800xahardwareselector.automation.abb.com



Specific feature ¹	TU839	TU842	TU843	TU844
General info				
Article number	3BSE046966R1	3BSE020850R1	3BSE021443R1	3BSE021445R1
Connection	Terminal block			
Channels	8	16		8
Voltage	250 V	50 V		
Use with I/O	DI820, DI821 and DI825	AI843, AO845, AO845A, DI840, DI880, DO840, DO880 and DP840		AI845, AI880, AI880A and DP840
Process connections	28 up to 8 I/O channels (2 terminals per channel) 2x6 Process Power terminals 0.2 A	56 up to 16 I/O channels (2 terminals per channel), 4 Process power, 20 Process power (0 V)	56 up to 16 I/O channels (2 terminals per channel) 4 Process power 20 Process power (0 V)	40 up to 8 I/O channels (2 terminals per channel) 4 Process power 20 Process power (0 V)
Type	Extended	Redundant		
Mounting	Both directions	Horizontal	Vertical	Horizontal
Mounting detail	55 °C (131 °F)	55 ° (131 °F)		
Single/redundant I/O	Single	Redundant		
Dimensions				
Width	126 mm (5 in.) including connector, 120.5 mm (4.74 in.) edge to edge installed.	131 mm (5.16") including connector, 124 mm (4.88") edge to edge installed	131 mm (5.16") including connector, 124 mm (4.88") edge to edge installed	
Depth	64 mm (2.52 in.) including terminals	64 mm (2.52") including terminals		
Height	110 mm (4.3 in.)	186.5 mm (7.34") including locking device		
Weight	0.28 kg (0.6 lbs)	0.6 kg (1.3 lbs.)		
Environment and certification				
RoHS compliance	EN 50581:2012			
WEEE compliance	DIRECTIVE/2012/19/EU			

¹ For detailed information on each module, please visit: 800xahardwareselector.automation.abb.com



Specific feature ¹	TU845	TU850	TU851	TU852
General info				
Article number	3BSE021447R1	3BSE050930R1	3BSE068782R1	3BSE069964R1
Connection	Terminal block			25 pin D-sub
Channels	8	16		
Voltage	50 V		250 V	50 V
Use with I/O	AI845, AI880, AI880A and DP840	AI810, DI810, DI811, DI830, DI831	DI820, DI821, DI825, DI828, DO820, DO821, and DO828	AI843, AO845A, DI840, DI880, DO840, DO880 and DP840
Process connections	40 up to 8 I/O channels (2 terminals per channel) 4 Process power 20 Process power (0 V)	40 up to 16 I/O channels 16 current limited sensor/transmitter power outlets D-sub connectors 25 pin (male)	32 up to 16 I/O channels	16 up to 16 I/O channels (2 terminals per channel), Two D-sub connectors 25 pin (male)
Type	Redundant	Extended		Redundant
Mounting	Vertical	Both directions		Horizontal
Mounting detail	55 ° (131 °F)			
Single/redundant I/O	Redundant	Single		Redundant
Dimensions				
Width	131 mm (5.16") including connector, 124 mm (4.88") edge to edge installed	126 mm (5 in.) including connector, 120.5 mm (4.74 in.) edge to edge installed		131 mm (5.16 in.) including connector, 124 mm (4.88 in.) edge to edge installed
Depth	64 mm (2.52") including terminals	64 mm (2.52 in.) including terminals		
Height	186.5 mm (7.34") including locking device	110 mm (4.3 in.)		186.5 mm (7.34 in.) including locking device
Weight	0.6 kg (1.3 lbs.)	0.26 kg (0.57 lbs)	0.22 kg (0.48 lbs)	0.55 kg (1.2 lbs)
Environment and certification				
RoHS compliance	EN 50581:2012			
WEEE compliance	DIRECTIVE/2012/19/EU			

¹ For detailed information on each module, please visit: 800xahardwareselector.automation.abb.com



Specific feature ¹	TU854	TU890	TU891
General info			
Article number	3BSE069966R1	3BSC690075R1	3BSC840157R1
Connection	25 pin D-sub	Terminal block	
Channels	16	8	
Voltage	50 V	24 V	
Use with I/O	AI845, AI880A and DP840	AI890, AI893, AI895, AO890, AO895, DI890, DO890	
Process connections	up to 8 I/O channels (2 terminals per channel) D-sub connector 25 pin (male)	27 blue terminals	27 gray terminals
Type	Redundant	Compact	
Mounting	Horizontal		
Mounting detail	55 °C (131 °F)	55 ° (131 °F)	55 °C (131 °F)
Single/redundant I/O	Redundant	Single	
Dimensions			
Width	131 mm (5.16 in.) including connector, 124 mm (4.88 in.) edge to edge installed	64 mm (1.77 in.) including connector, 58.5 mm (2.3 in.) edge to edge installed	
Depth	64 mm (2.52 in.) including terminals	58 mm (2.28 in.), 106 mm (4.2 in.) including terminals	
Height	186.5 mm (7.34 in.) including locking device	194 mm (7.6 in.) including latch	
Weight	260 g (9.17 oz)	0.17 kg (0.37 lbs.)	0.17 kg (0.37 lbs)
Environment and certification			
RoHS compliance	EN 50581:2012		
WEEE compliance	DIRECTIVE/2012/19/EU		

¹ For detailed information on each module, please visit: 800xahardwareselector.automation.abb.com

—
solutions.abb/800xA
solutions.abb/controlsystems

—
800xA and Symphony Plus is a registered trademark of ABB. All rights to other trademarks reside with their respective owners.

We reserve the right to make technical changes to the products or modify the contents of this document without prior notice. With regard to purchase orders, the agreed particulars shall prevail. ABB does not assume any responsibility for any errors or incomplete information in this document.

We reserve all rights to this document and the items and images it contains. The reproduction, disclosure to third parties or the use of the content of this document – including parts thereof – are prohibited without ABB's prior written permission.

Copyright© 2024 ABB All rights reserved